

A9F95332

Miniature circuit-breaker, Acti9 iC60L, 3P, 32 A, K curve, 15000 A (IEC 60898-1), 20 kA (IEC 60947-2)



The information provided in this documentation contains general descriptions and/or technical characteristics of the performance of the products contained herein. This documentation is not intended as a substitute for and is not to be used for determining suitability or reliability of these products for specific user applications. It is the duty of any such user or integrator to perform the appropriate and complete risk analysis, evaluation and testing of the products with respect to the relevant specific application or use thereof. Neither Schneider Electric Industries SAS nor any of its affiliates or subsidiaries shall be responsible or liable for misuse of the information contained herein.

Main

| | |
|---------------------------|---|
| Device application | Distribution |
| Range | Acti 9 |
| Product name | Acti9 iC60 |
| Product or component type | Miniature circuit-breaker |
| Device short name | IC60L |
| Poles description | 3P |
| Number of protected poles | 3 |
| [In] rated current | 32 A |
| Network type | AC DC |
| Trip unit technology | Thermal-magnetic |
| Curve code | K |
| Breaking capacity | 15000 A Icn at 400 V AC 50/60 Hz conforming to EN/IEC 60898-1 70 KA Icu at 12...60 V AC 50/60 Hz conforming to EN/IEC 60947-2 70 KA Icu at 100...133 V AC 50/60 Hz conforming to EN/IEC 60947-2 15 KA Icu at 440 V AC 50/60 Hz conforming to EN/IEC 60947-2 20 KA Icu at 380...415 V AC 50/60 Hz conforming to EN/IEC 60947-2 36 KA Icu at 220...240 V AC 50/60 Hz conforming to EN/IEC 60947-2 20 KA Icu at <= 180 V DC conforming to EN/IEC 60947-2 |
| Utilisation category | Category A conforming to EN 60947-2 Category A conforming to IEC 60947-2 |
| Suitability for isolation | Yes conforming to EN 60947-2 Yes conforming to IEC 60947-2 |
| Standards | EN 60947-2 IEC 60947-2 |

Complementary

| | |
|--|---|
| Network frequency | 50/60 Hz |
| Magnetic tripping limit | 12 x In +/- 20 % |
| [Ics] rated service breaking capacity | 18 KA 50 % conforming to EN 60947-2 - 220...240 V AC 50/60 Hz 10 KA 50 % conforming to EN 60947-2 - 380...415 V AC 50/60 Hz 7.5 KA 50 % conforming to EN 60947-2 - 440 V AC 50/60 Hz 18 KA 50 % conforming to IEC 60947-2 - 220...240 V AC 50/60 Hz 10 KA 50 % conforming to IEC 60947-2 - 380...415 V AC 50/60 Hz 7.5 KA 50 % conforming to IEC 60947-2 - 440 V AC 50/60 Hz 35 KA 50 % conforming to EN 60947-2 - 12...133 V AC 50/60 Hz 35 KA 50 % conforming to IEC 60947-2 - 12...133 V AC 50/60 Hz 20 KA 100 % conforming to EN 60947-2 - 125...180 V DC 20 KA 100 % conforming to IEC 60947-2 - 125...180 V DC |
| Limitation class | 3 conforming to EN 60898-1 3 conforming to IEC 60898-1 |
| [Ui] rated insulation voltage | 500 V AC 50/60 Hz conforming to EN 60947-2 500 V AC 50/60 Hz conforming to IEC 60947-2 |
| [Uimp] rated impulse withstand voltage | 6 KV conforming to EN 60947-2 6 KV conforming to IEC 60947-2 |
| Contact position indicator | Yes |
| Control type | Toggle |
| Local signalling | Trip indicator |
| Mounting mode | Fixed |
| Mounting support | DIN rail |
| Comb busbar and distribution block compatibility | Top or bottom: YES |
| 9 mm pitches | 6 |
| Height | 85 Mm |
| Width | 54 Mm |
| Depth | 78.5 Mm |
| Net weight | 0.375 Kg |
| Colour | White |
| Mechanical durability | 20000 Cycles |
| Electrical durability | 10000 Cycles |
| Connections - terminals | Single terminal (top or bottom) 1...35 mm ² rigid Single terminal (top or bottom) 1...25 mm ² flexible |

| | |
|--------------------------|------------------------------------|
| Wire stripping length | 14 Mm for top or bottom connection |
| Tightening torque | 3.5 N.M top or bottom |
| Earth-leakage protection | Separate block |






Environment

| | |
|---------------------------------------|---|
| IP degree of protection | IP20 conforming to IEC 60529 IP20 conforming to EN 60529 |
| Pollution degree | 3 conforming to EN 60947-2 3 conforming to IEC 60947-2 |
| Overvoltage category | IV |
| Tropicalisation | 2 conforming to IEC 60068-1 |
| Relative humidity | 95 % at 55 °C |
| Operating altitude | 0...2000 m |
| Ambient air temperature for operation | -35...70 °C |
| Ambient air temperature for storage | -40...85 °C |

Packing Units

| | |
|------------------------------|-----------|
| Unit Type of Package 1 | PCE |
| Number of Units in Package 1 | 1 |
| Package 1 Weight | 379 G |
| Package 1 Height | 5.3 Cm |
| Package 1 width | 7.3 Cm |
| Package 1 Length | 9.4 Cm |
| Unit Type of Package 2 | BB1 |
| Number of Units in Package 2 | 4 |
| Package 2 Weight | 1.57 Kg |
| Package 2 Height | 10 Cm |
| Package 2 width | 8 Cm |
| Package 2 Length | 22 Cm |
| Unit Type of Package 3 | S03 |
| Number of Units in Package 3 | 44 |
| Package 3 Weight | 17.983 Kg |
| Package 3 Height | 30 Cm |
| Package 3 width | 30 Cm |
| Package 3 Length | 40 Cm |

Offer Sustainability

| | |
|----------------------------|---|
| Sustainable offer status | Green Premium product |
| REACH Regulation |  REACH Declaration |
| REACH free of SVHC | Yes |
| EU RoHS Directive | Compliant  EU RoHS Declaration |
| Toxic heavy metal free | Yes |
| Mercury free | Yes |
| RoHS exemption information |  Yes |
| China RoHS Regulation |  China RoHS Declaration |
| Environmental Disclosure |  Product Environmental Profile |
| WEEE | The product must be disposed on European Union markets following specific waste collection and never end up in rubbish bins |

Contractual warranty

| | |
|----------|-----------|
| Warranty | 18 months |
|----------|-----------|

Product Life Status : **Commercialised**