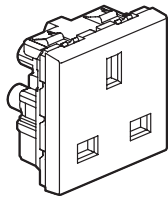
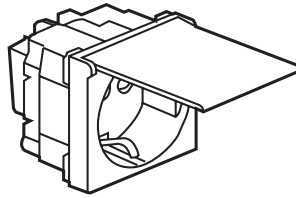


## Arteor™ International socket outlets

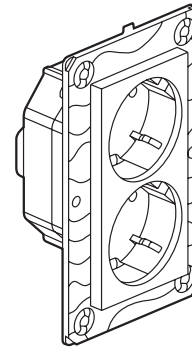
Cat. No(s): 5 700 21/36/37/38/39/40/41/43/45/46/47/71/72/73 - 5 710 21/36/37/38/39/40/41/43/45/46/47  
 5 710 71/72/73/85/86 - 5 718 20/70 - 5 720 20/21 - 5 721 00/01/02/03/04/05/07/08/10  
 5 721 11/12/13/14/15/16/17/18/19/20/21/22/24/26/31/32/33/34/52 - 5 723 66/67/68/69  
 5 724 25/26/27/28/60/61/62/63/66 - 5 725 20/21 - 5 726 00/01/02/03/04/05/07/08/10  
 5 726 11/12/13/14/15/16/17/18/19/20/21/22/24/26/31/32/33/34/41/52 - 5 729 40/90



5 721 11



5 721 19
















5 729 40





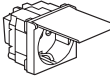











### 1. USE

Socket outlets for different international standards.

### 2. RANGE

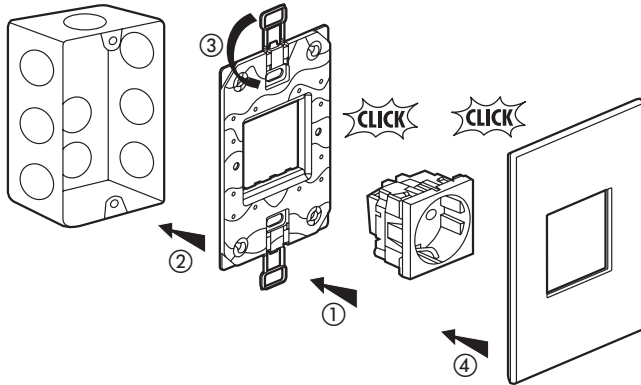
	Designation	Finishes					No. of modules	Connection method	Characteristics
		White	Magnesium	Soft Alu	Champagne	Other			
	Franco/Belgian socket 2P	5 720 20	5 725 20	5 710 85	5 710 86	-	2	with screws	10/16 A 250 VAC
	Franco/Belgian socket 2P+E	5 720 21	5 725 21	5 710 21	5 700 21	Tamperproof red 5 724 66	2	with screws	10/16 A 250 VAC
	ELV socket 2P	5 721 00	5 726 00	-	-	-	1	with screws	3 A - 48 V
	Italian socket 2P+E	5 721 01	5 726 01	-	-	-	1	with screws	10 A - 250 VAC
	Switzerland socket 2P+E with shutter	5 721 02	-	-	-	-	1	with screws	10 A - 250 VAC
	Italian socket 2P+E	5 721 03	5 726 03	5 710 36	5 700 36	-	1	with screws	10/16 A 250 VAC
	Euro/US socket 2P	5 721 04	5 726 04	5 710 37	5 700 37	-	1	with screws	15 A - 127 VAC 16 A - 250 VAC
	US socket 2P	5 721 05	5 726 05	5 700 72	5 701 72	-	1	with screws	15 A - 127 VAC
	British standard socket 2P+E	5 721 10	5 726 10	5 700 71	5 710 71	-	2	with screws	5 A - 250 VAC
	British socket 2P+E	5 721 11	5 726 11	5 710 38	5 700 38	Red Molded 5 726 41	2	with screws	13 A - 250 VAC
	Australian socket 2P+E	5 721 12	5 726 12	5 721 07	5 726 07	-	2	with screws	15 A - 240 VAC
	Chinese socket 2P+E	5 721 13	5 726 13	5 721 08	5 726 08	-	2	with screws	10 A - 250 VAC
	Australian socket 2P+E	5 721 14	5 726 14	5 726 02	5 726 15	-	2	with screws	10 A - 240 VAC

**2. RANGE** (continued)

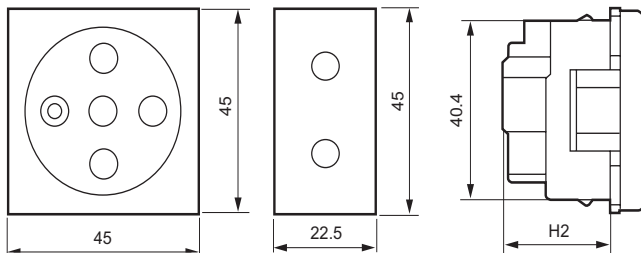
	Designation	Finishes					No. of modules	Connection method	Characteristics
		White	Magnesium	Soft Alu	Champagne	Other			
	Switzerland socket 2P+E - TYP13 without shutter	5 718 20	5 718 70	5 700 73	5 710 73	-	2	automatic terminals	10 A - 250 VAC
	Switzerland socket 2P+E - TYP13 with shutter	5 721 15	-	-	-	-			
	Euro/US socket 2P+E	5 721 16	5 726 16	5 710 39	5 700 39	-	2	with screws	15 A - 127 VAC 16 A - 250 VAC
	US socket 2P+E	5 721 17	5 726 17	5 710 40	5 700 40	-	2	with screws	15 A - 127 VAC
	German socket 2P+E	5 721 18	5 726 18	5 710 41	5 700 41	Orange: 5 724 60 Green: 5 724 62 Tamperproof red 5 724 63	2	with screws	16 A - 250 VAC
	German socket with cover 2P+E	5 721 19	5 726 19	-	-	-	2	with screws	16 A - 250 VAC
	German socket for air conditioner 5.5 mm² wires	5 721 20	5 726 20	-	-	-	2	with screws	16 A - 250 VAC
	Chinese socket 2P+E	5 721 21	5 726 21	5 723 66	5 723 67	-	2	with screws	16 A - 250 VAC
	South African socket 2P+E	5 721 22	5 726 22	5 724 25	5 724 26	Temperproof red 5 724 61	2	with screws	16 A - 250 VAC
	Israeli socket 2P+E	5 721 24	5 726 24	5 710 43	5 700 43	-	2	with screws	16 A - 250 VAC
	Australian socket 2P+E	5 721 26	5 726 26	-	-	-	2	with screws	10 A - 240 VAC
	Chinese 2P+E + Euro/US socket 2P	5 721 31	5 726 31	5 723 68	5 723 69	-	3	with screws	16 A - 250 VAC 10 A - 250 VAC
	British switched socket 2P+E	5 721 32	5 726 32	5 710 45 5 724 27	5 700 45 5 724 28	-	3	with screws	15/16 A 250 VAC
	Euro/US double socket 2 x 2P+E	5 721 33	5 726 33	5 710 46	5 700 46	-	3	with screws	15 A - 127 VAC 16 A - 250 VAC
	US double socket 2 x 2P+E	5 721 34	5 726 34	5 710 47	5 700 47	-	3	with screws	15 A - 127 VAC
	Australian twin socket 2P+E with integrated frame	5 721 52	5 726 52	-	-	-	3	with screws	10 A - 240 VAC
	German double socket 2P+E	5 729 40	5 729 90	-	-	-	4 (delivered with support)	automatic terminals	16 A - 250 VAC

### 3. PREPARATION

The mechanisms can be flush-mounted or surface-mounted.



### 4. OVERALL DIMENSIONS

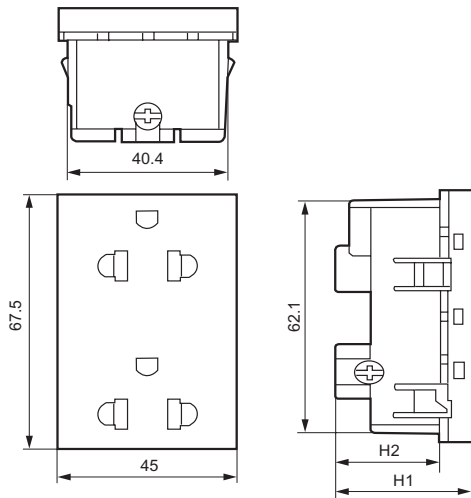


Cat. No.	H1	H2
5 710 85/86	37	28
5 720 20 - 5 725 20		
5 700 21 - 5 710 21	36	27.5
5 720 21 - 5 725 21		
5 724 66		
5 721 00 - 5 726 00	29	20.5
5 721 01 - 5 726 01	0136.3	27.8
5 700 36 - 5 710 36		
5 721 03 - 5 726 03		
5 721 02	30.6	22.2
5 700 37 - 5 710 37	35.1	26.6
5 721 04 - 5 726 04		
5 700 72 - 5 710 72	38.1	26.7
5 721 05 - 5 726 05		
5 721 10 - 5 726 10	31.6	23.1
5 700 71 - 5 710 71		
5 721 11 - 5 726 11/41	30	21.5
5 700 38 - 5 710 38		
5 721 07/12	41	31.5
5 726 07/12		
5 721 08/13	29.7	21.1
5 726 08/13		

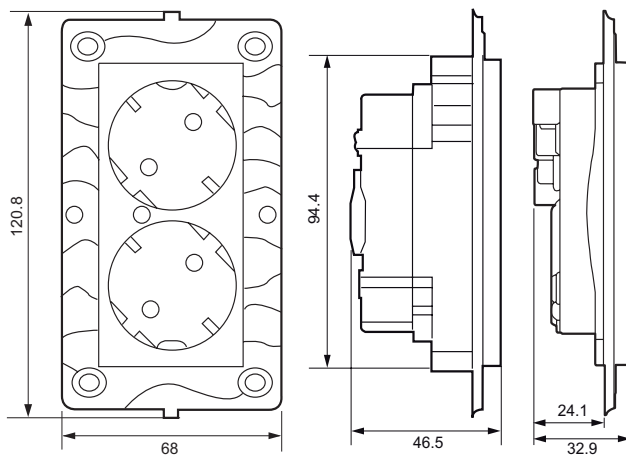
### 4. OVERALL DIMENSIONS (continued)

Cat. No.	H1	H2
5 721 14	32	23.4
5 726 02/14/15		
5 700 73 - 5 710 73	35.2	26.7
5 718 20/70		
5 721 15		
5 721 16 - 5 726 16	35.2	25.7
5 700 39 - 5 710 39		
5 721 17 - 5 726 17	35.3	26.8
5 700 40 - 5 710 40		
5 721 18 - 5 726 18		
5 700 41 - 5 710 40	40	31.5
5 724 60/62/63		
5 721 19 - 5 726 19	44	
5 721 20 - 5 726 20	42	36
5 721 21 - 5 726 21	32	23
5 723 66/67		
5 721 22 - 5 726 22	42	33.5
5 724 25/26/61		
5 721 24 - 5 726 24	37	28
5 700 43 - 5 710 43		
5 721 26 - 5 726 26	32	23.4

**4. OVERALL DIMENSIONS (continued)**



Cat. No.	H1	H2
5 721 31 - 5 726 31	32.8	24.2
5 723 68/69		
5 700 45 - 5 710 45	41.5	28.5
5 721 32 - 5 726 32		
5 724 27/28		
5 700 46/47 - 5 710 46/47	35.2	26.7
5 721 33/34		
5 726 33/34		



5 721 52 - 5 726 52  
5 729 40/90

5 729 40/90

5 721 52  
5 726 52

**5. CONNECTION**

Cat. No.	Capacity	Stripping	Screwdriver
5 710 85/86	2 x 4 mm <sup>2</sup>	10 mm	4 mm flat-blade
5 720 20 - 5 725 20			
5 700 21 - 5 710 21	2 x 2.5 mm <sup>2</sup>	9 mm	Cross-head 2 or 4 mm flat-blade
5 720 21 - 5 725 21			
5 724 66		10 mm	4 mm flat-blade
5 721 00 - 5 726 00	2 x 4 mm <sup>2</sup>	9 mm	Cross-head 2 or 4 mm flat-blade
5 721 01 - 5 726 01			
5 721 02	2 x 1.5 mm <sup>2</sup>	11 mm	-
5 700 36 - 5 710 36	2 x 4 mm <sup>2</sup>	9 mm	Cross-head 2 or 4 mm flat-blade
5 721 03 - 5 726 03			
5 700 37 - 5 710 37	2 x 2.5 mm <sup>2</sup>	9 mm	Cross-head 2 or 4 mm flat-blade
5 721 04 - 5 726 04			
5 700 72 - 5 710 72			
5 721 05 - 5 726 05	2 x 4 mm <sup>2</sup>	9 mm	Cross-head 2 or 4 mm flat-blade
5 700 71 - 5 710 71			
5 721 10 - 5 726 10	2 x 4 mm <sup>2</sup>	9 mm	Cross-head 2 or 4 mm flat-blade
5 700 38 - 5 710 38			
5 721 11 - 5 726 11/41			
5 721 07/12	2 x 4 mm <sup>2</sup>	9 mm	Cross-head 2 or 4 mm flat-blade
5 726 07/12			
5 721 08/13	2 x 4 mm <sup>2</sup>	9 mm	Cross-head 2 or 4 mm flat-blade
5 726 08/13			
5 721 14 - 5 726 02/14/15	2 x 1.5 mm <sup>2</sup>	13 mm	Cross-head 2 or 4 mm flat-blade
5 721 15		12 mm	-
5 700 73 - 5 710 73	2 x 4 mm <sup>2</sup>	9 mm	Cross-head 2 or 4 mm flat-blade
5 718 20/70			
5 700 39 - 5 710 39	2 x 4 mm <sup>2</sup>	9 mm	Cross-head 2 or 4 mm flat-blade
5 721 16 - 5 726 16/17			
5 700 40 - 5 710 40	1 x 5.5 mm <sup>2</sup>	10 mm	4 mm flat-blade
5 721 17/34			
5 700 41 - 5 710 41	2 x 4 mm <sup>2</sup>	9 mm	Cross-head 2 or 4 mm flat-blade
5 721 18 - 5 726 18			
5 724 60/62/63	2 x 4 mm <sup>2</sup>	9 mm	Cross-head 2 or 4 mm flat-blade
5 721 19 - 5 726 19			
5 721 20 - 5 726 20	1 x 5.5 mm <sup>2</sup>	11 mm	Cross-head 2 or 4 mm flat-blade
5 723 66/67			
5 721 21 - 5 726 21	2 x 4 mm <sup>2</sup>	11 mm	Cross-head 2 or 4 mm flat-blade
5 721 22 - 5 726 22			
5 724 25/26/61	2 x 2.5 mm <sup>2</sup>	11 mm	Cross-head 2 or 4 mm flat-blade
5 700 43 - 5 710 43			
5 721 24 - 5 726 24	2 x 4 mm <sup>2</sup>	13 mm	4 mm flat-blade
5 721 26 - 5 726 26			

## 5. CONNECTION *(continued)*

Cat. No.	Capacity	Stripping	Screwdriver
5 721 31 - 5 726 31	2 x 4 mm <sup>2</sup>	9 mm	4 mm flat-blade
5 723 68/69			
5 700 45 - 5 710 45			
5 721 32 - 5 726 32			
5 724 27/28			
5 700 46/47			
5 710 46/47			
5 721 33/34	Cross-head 2 or 4 mm flat-blade		
5 726 33/34			
5 721 52 - 5 726 52	2 x 2.5 mm <sup>2</sup>	13 mm	
5 729 40/90			

## 6. OPERATION

Standard operation by insertion of withdrawal of a plug to normalized standard.

## 7. TECHNICAL CHARACTERISTICS

### ■ 7.1 Mechanical characteristics

Impact tests: IK 04

Protection by solid bodies liquids: IP 40 (mounted)  
IP 20 (alone)

### ■ 7.2 Material characteristics

Base: Polycarbonate - except 5 721 24 - 5 726 24 - 7 700 43 - 5 710 43:

Polypropylene

Cover plates: Polycarbonate

### ■ 7.3 Electrical characteristics

Self-extinguishing:

850°C/30 s for insulating components holding live parts in place

650°C/30 s for other insulating components

### ■ 7.4 Climate characteristics

Storage temperature: - 10°C to + 70°C

Operating temperature: - 5°C to + 50°C

## 8. CLEANING

Surface cleaning with a cloth.

Do not use : acetone, tar remover, trichlorethylene.

Resistance to the following cleaning agents: Hexane, Methylated spirits, Soapy water, diluted ammonia, Pure bleach diluted to 10%, Window-

**Caution:** Always test before using other special cleaning products.

cleaning products, Pre-impregnated wipes.

## 9. STANDARDS AND APPROVALS

Compliant with installation and manufacturing standards.

See e-catalogue.